

Station One: Sounds All Around

Sound Play Bingo

Purpose: the games in this station will help your child link sounds to symbols (a siren is a symbol that an emergency vehicle is nearby, a chirp is a sign that birds are here.)

Instructions: Use two die to play this game. You will need markers (rocks or paper chits or tokens)

Roll the dice and use one number to go across the columns, one to go down the rows to stop at a pictogram. Cover each pictogram as it is done. What sound goes with that picture? Make one up, or use the ones on the word card (there is not one right answer).




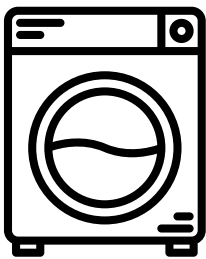









What sound does that word start with (not the letter, the *sound*.) Options to add to this IF your child is ready. What is another word that starts with the same sound? What sentence can we make with the words for this square (the picture and the sound? Do not try to get your child to make words or sentences if they are reluctant, just do it for them as a model. Trust that when they are ready they will want to make their own examples.

When all the squares are covered with a token (or rock or paper chit) the game is over. But you can do one more fun thing. Silliness is the goal here but sound awareness will be emphasized. How can you mix up the sound from one square with the pictogram from another square and make a silly sentence?

Have fun, don't try to teach, just let learning happen as you play together. (For Sound Explorers do much the same only make up your own sounds for each pictogram.)

Sound Play Bingo

Sheet 1



Word List for Sound Play Bingo

Sheet 1

jingle jangle	pitter patter	drip	vroom
wham	buzz	yip	cheep
moo	tick tock	growl	hiss
swish	neigh	baa	honk

Sound Explorers #1